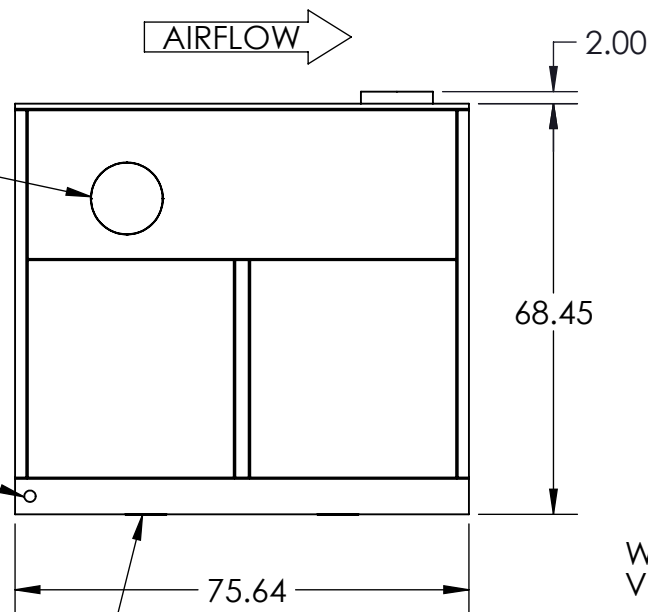


PVC Drain Through Floor of Vestibule (See Detail Below)

Fresh Air Opening



12" Exhaust Outlet

2" NPT Gas Connection

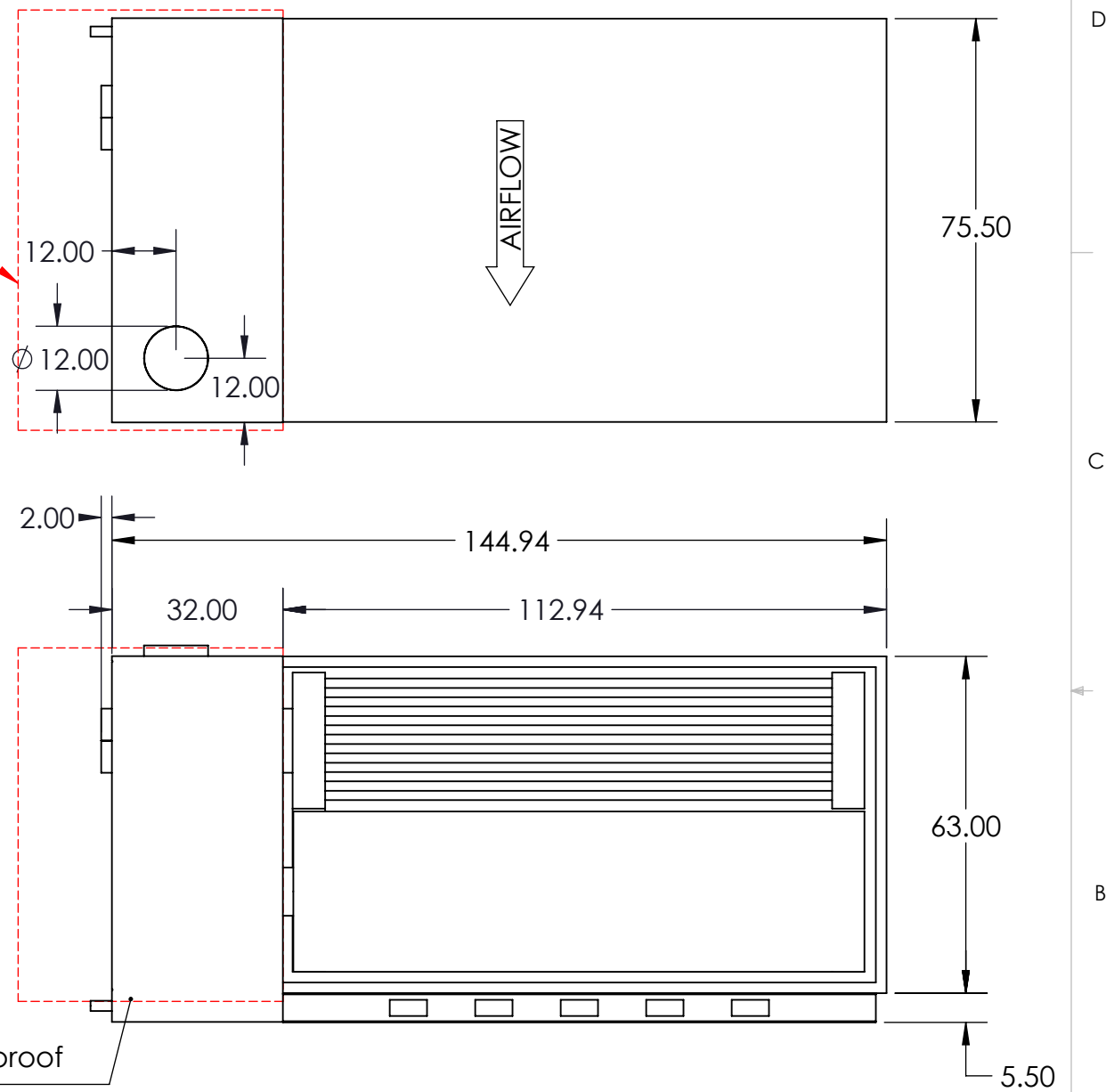
AIRFLOW

2.00

68.45

75.64

Removable Forklift Channels



Weatherproof Extents

AIRFLOW

75.50

12.00

12.00

12.00

2.00

144.94

32.00

112.94

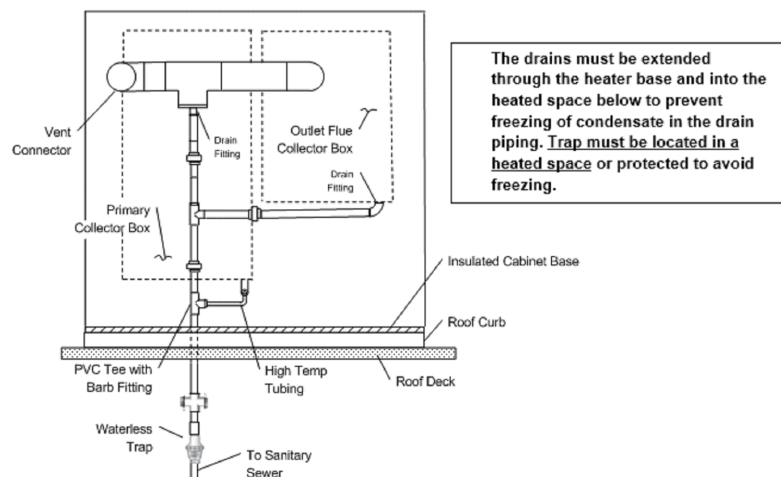
63.00

5.50

Weatherproof Vestibule

For outdoor installations run condensate drain from duct furnace into building (See Figure 2)

Figure 2 - Condensate Drain Piping



The drains must be extended through the heater base and into the heated space below to prevent freezing of condensate in the drain piping. Trap must be located in a heated space or protected to avoid freezing.

**PROPRIETARY AND CONFIDENTIAL**  
THE INFORMATION CONTAINED IN THIS DRAWING IS THE SOLE PROPERTY OF HEATCO INC. ANY REPRODUCTION IN PART OR AS A WHOLE WITHOUT THE WRITTEN PERMISSION OF HEATCO IS PROHIBITED.

|             |  |   |  |           |               |  |
|-------------|--|---|--|-----------|---------------|--|
|             |  | UNLESS OTHERWISE SPECIFIED:   |  | NAME      | DATE          | <b>HEATCO</b> 50 Heatco Ct.<br>Cartersville Ga 30120<br>1-800-554-1007 |
|             |  | DIMENSIONS ARE IN INCHES<br>TOLERANCES:<br>FRACTIONAL ±<br>ANGULAR: MACH ± BEND ±<br>TWO PLACE DECIMAL ±<br>THREE PLACE DECIMAL ± |  | DRAWN     | MReese 8-5-20 |  |
|             |  | INTERPRET GEOMETRIC TOLERANCING PER:  |  | CHECKED   |               | TITLE:   |
|             |  | MATERIAL  |  | ENG APPR. |               | EF1750-A-V6-SF   |
| NEXT ASSY   |  | USED ON   |  | MFG APPR. |               | SIZE DWG. NO.  |
| APPLICATION |  | DO NOT SCALE DRAWING  |  | Q.A.      |               | REV  |
|             |  |   |  | COMMENTS: |               | SCALE: 1:32 WEIGHT:  |
|             |  |   |  |           |               | SHEET 1 OF 1   |